

Special District Election

Harney County, Oregon

May 21, 2019

OFFICIAL ABSTRACTS OF VOTES

Cost Reports

Participation & Demographics



Certified on May 31, 2019
Derrin (Dag) Robinson, C.C.C.
Harney County Clerk

Abstract of Votes Cast

Harney County, District Election, May 21, 2019

All Precincts, Harney ESD At Large, All ScanStations, Harney ESD Director, Zone 5, Harney ESD Director, Zone 6, Harney ESD Director, Zone 2, Harney ESD Director, Zone 4, All Boxes

Total Ballots Cast: 1400

Choice	Votes	Vote %
All District Categories		

All Districts

Harney ESD Director, Zone 2 (Vote for 1)

1168 ballots (0 over voted ballots, 0 overvotes, 189 blank voted)

Sandy Volle	971	99.18%
Write-in	8	0.82%
Total	979	100.00%

Harney ESD Director, Zone 4 (Vote for 1)

53 ballots (0 over voted ballots, 0 overvotes, 9 blank voted)

Doug Stott	44	100.00%
Write-in	0	0.00%
Total	44	100.00%

Harney ESD Director, Zone 5 (Vote for 1)

35 ballots (0 over voted ballots, 0 overvotes, 11 blank voted)

Daniel F Brown	24	100.00%
Write-in	0	0.00%
Total	24	100.00%


Harney ESD Director, Zone 6 (Vote for 1)

1400 ballots (0 over voted ballots, 0 overvotes, 1190 blank voted)

Write-in	210	100.00%
Total	210	100.00%



I, Derrin Robinson, Harney County Clerk, Certify the votes recorded on this Abstract correctly summarize the tall of votes cast at the election indicated. Dated this 31st day of May, 2019.

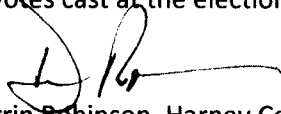

Derrin Robinson, Harney County Clerk

HARNEY COUNTY OREGON
May 21, 2019 District Director Election
OFFICIAL ABSTRACT OF VOTES
HARNEY EDUCATION SERVICE DISTRICT, ZONE 6
Total Votes

Zone 6 (Write- in)

Kirk Davies	132
Isabelle Fleurand	19
Dan Winn	6
Misc. Other write in	53
Undervote	1190

I Certify that the votes recorded on this abstract correctly summarize the tally of votes cast at the election indicated.



Derrin Robinson, Harney County Clerk

6/1/19
Date



Abstract of Votes Cast

Harney County, District Election, May 21, 2019

All Precincts, Harney County Health District, All ScanStations, Harney Health District Director, Position 4, Harney Health District Director, Position 6, Harney Health District Director, Position 5, Harney Health District Director, Position 3, All Boxes

Total Ballots Cast: 1400

Choice	Votes	Vote %
--------	-------	--------

All District Categories

All Districts

Harney Health District Director, Position 3 (Vote for 1)
1400 ballots (0 over voted ballots, 0 overvotes, 350 blank voted)

Rob Frank	1026	97.71%
Write-in	24	2.29%
Total	1050	100.00%

Harney Health District Director, Position 4 (Vote for 1)
1400 ballots (0 over voted ballots, 0 overvotes, 299 blank voted)

Ann Vloedman	1094	99.36%
Write-in	7	0.64%
Total	1101	100.00%

Harney Health District Director, Position 5 (Vote for 1)
1400 ballots (0 over voted ballots, 0 overvotes, 268 blank voted)


Susan Doverspike	1117	98.67%
Write-in	15	1.33%
Total	1132	100.00%

Harney Health District Director, Position 6 (Vote for 1)
1400 ballots (0 over voted ballots, 0 overvotes, 490 blank voted)

Dave Ferre	901	99.01%
Write-in	9	0.99%
Total	910	100.00%



I, Derrin Robinson, Harney County Clerk, Certify the votes recorded on this Abstract correctly summarize the tall of votes cast at the election indicated. Dated this 31st day of May, 2019.


 Derrin Robinson, Harney County Clerk

Abstract of Votes Cast

Harney County, District Election, May 21, 2019

Page: 1 of 1

2019-05-28

09:28:03

All Precincts, High Desert Park & Recreation District, All ScanStations, High Desert Park & Recreation Director, Position 5, High Desert Park & Recreation Director, Position 1, High Desert Park & Recreation Director, Position 4, All Boxes
Total Ballots Cast: 966

Choice	Votes	Vote %
--------	-------	--------

All District Categories

All Districts

High Desert Park & Recreation Director, Position 1 (Vote for 1)
966 ballots (0 over voted ballots, 0 overvotes, 121 blank voted)

Ryan Haines	296	35.03%
Becki Graham	544	64.38%
Write-in	5	0.59%
Total	845	100.00%

High Desert Park & Recreation Director, Position 4 (Vote for 1)
966 ballots (0 over voted ballots, 0 overvotes, 209 blank voted)

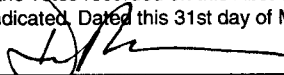
Rachel Beaubien	749	98.94%
Write-in	8	1.06%
Total	757	100.00%

High Desert Park & Recreation Director, Position 5 (Vote for 1)
966 ballots (0 over voted ballots, 0 overvotes, 260 blank voted)

Brandi Fulton	682	96.60%
Write-in	24	3.40%
Total	706	100.00%



I, Derrin Robinson, Harney County Clerk, Certify the votes recorded on this Abstract correctly summarize the tallof votes cast at the election indicated. Dated this 31st day of May, 2019.


Derrin Robinson, Harney County Clerk

Abstract of Votes Cast

Harney County, District Election, May 21, 2019

All Precincts, Harney County School District No 3, All ScanStations, Harney School District 3 Director,
Position 5, Harney School District 3 Director, Position 4, All Boxes

Total Ballots Cast: 1168

Choice	Votes	Vote %
--------	-------	--------

All District Categories

All Districts

Harney School District 3 Director, Position 4 (Vote for 1)
1168 ballots (0 over voted ballots, 0 overvotes, 46 blank voted)


Sarah Laiosa	459	40.91%
Dan Winn	659	58.73%
Write-in	4	0.36%
Total	1122	100.00%

Harney School District 3 Director, Position 5 (Vote for 1)
1168 ballots (0 over voted ballots, 0 overvotes, 44 blank voted)

Lori Cheek	523	46.53%
Rob Frank	592	52.67%
Write-in	9	0.80%
Total	1124	100.00%



I, Derrin Robinson, Harney County Clerk, Certify the votes recorded on this Abstract correctly summarize the tall of votes cast at the election indicated. Dated this 31st day of May, 2019.


Derrin Robinson, Harney County Clerk

Abstract of Votes Cast

Harney County, District Election, May 21, 2019

All Precincts, Crane Elementary School District No 4, All ScanStations, Crane School District 4 Director,
Position 1, Crane School District 4 Director, Position 2, All Boxes

Total Ballots Cast: 97

Choice	Votes	Vote %
--------	-------	--------

All District Categories

All Districts

Crane School District 4 Director, Position 1 (Vote for 1)

97 ballots (0 over voted ballots, 0 overvotes, 20 blank voted)

Chris Venell	77	100.00%
Write-in	0	0.00%
Total	77	100.00%

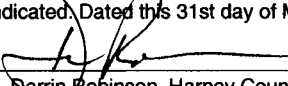
Crane School District 4 Director, Position 2 (Vote for 1)

97 ballots (0 over voted ballots, 0 overvotes, 9 blank voted)

Kelli Rose	88	100.00%
Write-in	0	0.00%
Total	88	100.00%



I, Derrin Robinson, Harney County Clerk, Certify the votes recorded on this Abstract correctly summarize the total of votes cast at the election indicated. Dated this 31st day of May, 2019.


Derrin Robinson, Harney County Clerk

Abstract of Votes Cast

Harney County, District Election, May 21, 2019

All Precincts, Crane Union High School District No UH-1J, All ScanStations, Crane Union HSD Director, Zone 1, Crane Union HSD Director, Zone 4, Crane Union HSD Director, Zone 5, All Boxes

Total Ballots Cast: 232

Choice	Votes	Vote %
--------	-------	--------

All District Categories

All Districts

Crane Union HSD Director, Zone 1 (Vote for 1)

232 ballots (0 over voted ballots, 0 overvotes, 26 blank voted)

Mark Owens	197	95.63%
Write-in	9	4.37%
Total	206	100.00%

Crane Union HSD Director, Zone 4 (Vote for 1)

232 ballots (0 over voted ballots, 0 overvotes, 47 blank voted)

Mike Davis	183	98.92%
Write-in	2	1.08%
Total	185	100.00%

Crane Union HSD Director, Zone 5 (Vote for 1)

232 ballots (0 over voted ballots, 0 overvotes, 31 blank voted)

Midge Smith	199	99.00%
Write-in	2	1.00%
Total	201	100.00%



I, Derrin Robinson, Harney County Clerk, Certify the votes recorded on this Abstract correctly summarize the tall of votes cast at the election indicated. Dated this 31st day of May, 2019.

Derrin Robinson

 Derrin Robinson, Harney County Clerk

Abstract of Votes Cast

Harney County, District Election, May 21, 2019

All Precincts, Pine Creek Elementary School District No 5, All ScanStations, Pine Creek School District Director, Position 1, Pine Creek School District Director, Position 5, Pine Creek School District Director, Position 4, All Boxes
Total Ballots Cast: 15

Choice	Votes	Vote %
--------	-------	--------

All District Categories

All Districts

**Pine Creek School District Director, Position 1 (Vote for 1)
15 ballots (0 over voted ballots, 0 overvotes, 0 blank voted)**

Monique Bentz	15	100.00%
Write-in	0	0.00%
Total	15	100.00%

**Pine Creek School District Director, Position 4 (Vote for 1)
15 ballots (0 over voted ballots, 0 overvotes, 8 blank voted)**


Write-in	7	100.00%
Total	7	100.00%

**Pine Creek School District Director, Position 5 (Vote for 1)
15 ballots (0 over voted ballots, 0 overvotes, 2 blank voted)**

Cyndee Hill	12	92.31%
Write-in	1	7.69%
Total	13	100.00%



I, Derrin Robinson, Harney County Clerk, Certify the votes recorded on this Abstract correctly summarize the total of votes cast at the election indicated. Dated this 31st day of May, 2019.


Derrin Robinson, Harney County Clerk


HARNEY COUNTY OREGON
May 21, 2019 District Director Election
OFFICIAL ABSTRACT OF VOTES
PINE CREEK ELEMENTARY DISTRICT # 5

Total Votes

Position 4 (write-in)

Will Hurt	5
Dee Ann Miller	1
Alex Marshall	1
Undervote	8

I Certify that the votes recorded on this abstract correctly summarize the tally of votes cast at the election indicated.



Derrin Robinson, Harney County Clerk

5/3/19

Date



Abstract of Votes Cast

Harney County, District Election, May 21, 2019

All Precincts, Diamond Elementary School District No 7, All ScanStations, Diamond School District Director, Position 2, Diamond School District Director, Position 4, Diamond School District Director, Position 3, All Boxes
 Total Ballots Cast: 23

Choice	Votes	Vote %
--------	-------	--------

All District Categories

All Districts

Diamond School District Director, Position 2 (Vote for 1)
23 ballots (0 over voted ballots, 0 overvotes, 2 blank voted)

Seth T O'Crowley	20	95.24%
Write-in	1	4.76%
Total	21	100.00%

Diamond School District Director, Position 3 (Vote for 1)
23 ballots (0 over voted ballots, 0 overvotes, 3 blank voted)

Willy Stoddart	19	95.00%
Write-in	1	5.00%
Total	20	100.00%

Diamond School District Director, Position 4 (Vote for 1)
23 ballots (0 over voted ballots, 0 overvotes, 3 blank voted)

Tim O'Crowley	20	100.00%
Write-in	0	0.00%
Total	20	100.00%



I, Derrin Robinson, Harney County Clerk, Certify the votes recorded on this Abstract correctly summarize the tall of votes cast at the election indicated. Dated this 31st day of May, 2019.

[Signature]
 Derrin Robinson, Harney County Clerk

Abstract of Votes Cast

Harney County, District Election, May 21, 2019

All Precincts, Suntex School District No 10, All ScanStations, Suntex School District 10 Director,
 Position 1, Suntex School District 10 Director, Position 5, Suntex School District 10 Director, Position 4,
 All Boxes

Total Ballots Cast: 16

Choice	Votes	Vote %
--------	-------	--------

All District Categories

All Districts

**Suntex School District 10 Director, Position 1 (Vote for 1)
 16 ballots (0 over voted ballots, 0 overvotes, 3 blank voted)**

Loretta Peyrollaz	13	100.00%
Write-in	0	0.00%
Total	13	100.00%

**Suntex School District 10 Director, Position 4 (Vote for 1)
 16 ballots (0 over voted ballots, 0 overvotes, 3 blank voted)**

Jeff T Maupin	13	100.00%
Write-in	0	0.00%
Total	13	100.00%

**Suntex School District 10 Director, Position 5 (Vote for 1)
 16 ballots (0 over voted ballots, 0 overvotes, 3 blank voted)**

Clayton Macomber	11	84.62%
Write-in	2	15.38%
Total	13	100.00%



I, Derrin Robinson, Harney County Clerk, Certify the votes recorded on this Abstract correctly summarize the tallof votes cast at the election indicated. Dated this 31st day of May, 2019.


 Derrin Robinson, Harney County Clerk

HARNEY COUNTY OREGON
May 21, 2019 District Director Election
OFFICIAL ABSTRACT OF VOTES
Drewsey School District # 13

Total Votes

Pos. 1 (Write in)

Travis Hodnett	10
Marc O'Toole	5
Jake Fowler	1
Tino Nunez	1
Undervote	15


Pos. 4 (Write in)

Matt Sitz	8
John O'Toole	5
Toby Cronin	1
Chris Howard	1
Levi Harris	1
Marc O'Toole	1
Undervote	15

Pos. 5 (Write In)

Jesse Krueger	10
Sam Williams	5
Travis Hodnett	1
Undervote	16

I Certify that the votes recorded on this abstract correctly summarize the tally of votes cast at the election indicated.



Derrin Robinson, Harney County Clerk

5/31/19

Date



Abstract of Votes Cast
Harney County, District Election, May 21, 2019
All Precincts, Frenchglen School District No 16, All ScanStations, Frenchglen School District 16
Director, Position 5, Frenchglen School District 16 Director, Position 1, All Boxes
Total Ballots Cast: 15

<u>Choice</u>	<u>Votes</u>	<u>Vote %</u>
---------------	--------------	---------------

All District Categories

All Districts

Frenchglen School District 16 Director, Position 1 (Vote for 1)
15 ballots (0 over voted ballots, 0 overvotes, 1 blank voted)


Jenna Shields	14	100.00%
Write-in	0	0.00%
Total	14	100.00%

Frenchglen School District 16 Director, Position 5 (Vote for 1)
15 ballots (0 over voted ballots, 0 overvotes, 1 blank voted)

Nevada C Miller	14	100.00%
Write-in	0	0.00%
Total	14	100.00%



I, Derrin Robinson, Harney County Clerk, Certify the votes recorded on this Abstract correctly summarize the tall of votes cast at the election indicated. Dated this 31st day of May, 2019.



Derrin Robinson, Harney County Clerk

Abstract of Votes Cast

Harney County, District Election, May 21, 2019

All Precincts, Double O Elementary School District No 28, All ScanStations, Double O School District
Director, Position 3, Double O School District Director, Position 1, All Boxes

Total Ballots Cast: 4

Choice	Votes	Vote %
--------	-------	--------

All District Categories

All Districts

Double O School District Director, Position 1 (Vote for 1)
4 ballots (0 over voted ballots, 0 overvotes, 1 blank voted)


Max Miller	3	100.00%
Write-in	0	0.00%
Total	3	100.00%

Double O School District Director, Position 3 (Vote for 1)
4 ballots (0 over voted ballots, 0 overvotes, 0 blank voted)

Geren Moon	4	100.00%
Write-in	0	0.00%
Total	4	100.00%



I, Derrin Robinson, Harney County Clerk, Certify the votes recorded on this Abstract correctly summarize the tall of votes cast at the election indicated. Dated this 31st day of May, 2019.


Derrin Robinson, Harney County Clerk

Abstract of Votes Cast

Harney County, District Election, May 21, 2019

All Precincts, South Harney School District No 33, All ScanStations, South Harney School District 33 Director, Position 2, South Harney School District 33 Director, Position 3, South Harney School District 33 Director, Position 5, All Boxes

Total Ballots Cast: 30

Choice	Votes	Vote %
--------	-------	--------

All District Categories

All Districts

South Harney School District 33 Director, Position 2 (Vote for 1)
30 ballots (0 over voted ballots, 0 overvotes, 1 blank voted)

Charmaign Edwards	29	100.00%
Write-in	0	0.00%
Total	29	100.00%

South Harney School District 33 Director, Position 3 (Vote for 1)
30 ballots (0 over voted ballots, 0 overvotes, 1 blank voted)

Rodney W Hoagland	27	93.10%
Write-in	2	6.90%
Total	29	100.00%

South Harney School District 33 Director, Position 5 (Vote for 1)
30 ballots (0 over voted ballots, 0 overvotes, 0 blank voted)

Barry Hagbom	30	100.00%
Write-in	0	0.00%
Total	30	100.00%



I, Derrin Robinson, Harney County Clerk, Certify the votes recorded on this Abstract correctly summarize the tallof votes cast at the election indicated. Dated this 31st day of May, 2019.

Derrin Robinson, Harney County Clerk

County: HARNEY
 User Name : Robinson, Derrin

Election Participation Report (Legal Size)

Date : 5/29/2019 2:19:02 PM
 Report No. : E-021

Election : 05/21/2019 - 2019 Special District Election

STATE REPRESENTATIVE DISTRICTS

District Number	Democrat			Republican			Nonaffiliated			Other			Total		
	Registered	Cast	Accepted	Registered	Cast	Accepted	Registered	Cast	Accepted	Registered	Cast	Accepted	Registered	Cast	Accepted
SR60	866	291	290	2478	889	888	1459	171	170	310	52	52	5113	1403	1400
TOTAL	866	291	290	2478	889	888	1459	171	170	310	52	52	5113	1403	1400

UNITED STATES CONGRESSIONAL DISTRICTS

District Number	Democrat			Republican			Nonaffiliated			Other			Total		
	Registered	Cast	Accepted	Registered	Cast	Accepted	Registered	Cast	Accepted	Registered	Cast	Accepted	Registered	Cast	Accepted
2nd Cong	866	291	290	2478	889	888	1459	171	170	310	52	52	5113	1403	1400
TOTAL	866	291	290	2478	889	888	1459	171	170	310	52	52	5113	1403	1400

Election Turnout %	33.6%	33.5%	35.9%	35.8%	11.7%	11.7%	16.8%	16.8%	27.4%	27.4%
--------------------	--------------	--------------	--------------	--------------	--------------	--------------	--------------	--------------	--------------	--------------

TOTAL INACTIVE VOTERS : 1193

Voter Demographics Report

Elections : 05/21/2019 - 2019 Special District Election

Party	Ages:	18-24	%	25-39	%	40-54	%	55+	%	No DOB	%	Total	%
Precinct 21													
Democrat		11		67		49		247		0		374	
		0	0%	7	10.44%	9	18.36%	104	42.1%	0	0%	120	32.08%
Republican		29		116		137		411		0		693	
		2	6.89%	22	18.96%	32	23.35%	177	43.06%	0	0%	233	33.62%
Nonaffiliated		83		206		124		214		0		627	
		3	3.61%	15	7.28%	11	8.87%	33	15.42%	0	0%	62	9.88%
Other		0		8		0		1		0		9	
		0	0%	2	25%	0	0%	0	0%	0	0%	2	22.22%
Independent Party		4		28		22		44		0		98	
		1	25%	5	17.85%	4	18.18%	9	20.45%	0	0%	19	19.38%
Americans Elect		0		0		0		0		0		0	
		0	0%	0	0%	0	0%	0	0%	0	0%	0	0%
Constitution		0		0		4		0		0		4	
		0	0%	0	0%	0	0%	0	0%	0	0%	0	0%
Libertarian		0		6		6		8		0		20	
		0	0%	0	0%	2	33.33%	2	25%	0	0%	4	20%
Pacific Green		0		0		0		2		0		2	
		0	0%	0	0%	0	0%	0	0%	0	0%	0	0%
Progressive		0		0		0		0		0		0	
		0	0%	0	0%	0	0%	0	0%	0	0%	0	0%
Working Families Party of Oregon		0		4		0		1		0		5	
		0	0%	1	25%	0	0%	1	100%	0	0%	2	40%
Precinct 21	Eligible	127		435		342		928		0		1832	
	Accepted	6	4.72%	52	11.95%	58	16.96%	326	35.13%	0	0%	442	24.13%

Voters Count: 1832
Count of Ballots Accepted (%): 442 (24.13%)

Precinct 25

Voter Demographics Report

Elections : 05/21/2019 - 2019 Special District Election

Party	Ages:	18-24	%	25-39	%	40-54	%	55+	%	No DOB	%	Total	%
Democrat		6		36		38		142		0		222	
		2	33.33%	11	30.55%	13	34.21%	68	47.88%	0	0%	94	42.34%
Republican		22		88		96		230		0		436	
		7	31.81%	27	30.68%	35	36.45%	105	45.65%	0	0%	174	39.9%
Nonaffiliated		39		95		62		105		0		301	
		2	5.12%	8	8.42%	10	16.12%	28	26.66%	0	0%	48	15.94%
Other		0		1		1		1		0		3	
		0	0%	0	0%	0	0%	0	0%	0	0%	0	0%
Independent Party		6		15		15		19		0		55	
		0	0%	4	26.66%	1	6.66%	5	26.31%	0	0%	10	18.18%
Americans Elect		0		0		0		0		0		0	
		0	0%	0	0%	0	0%	0	0%	0	0%	0	0%
Constitution		0		0		2		0		0		2	
		0	0%	0	0%	0	0%	0	0%	0	0%	0	0%
Libertarian		0		5		1		2		0		8	
		0	0%	1	20%	0	0%	1	50%	0	0%	2	25%
Pacific Green		0		2		0		0		0		2	
		0	0%	0	0%	0	0%	0	0%	0	0%	0	0%
Progressive		0		0		0		0		0		0	
		0	0%	0	0%	0	0%	0	0%	0	0%	0	0%
Working Families Party of Oregon		0		0		0		0		0		0	
		0	0%	0	0%	0	0%	0	0%	0	0%	0	0%
Precinct 25	Eligible	73		242		215		499		0		1029	
	Accepted	11	15.07%	51	21.07%	59	27.44%	207	41.48%	0	0%	328	31.88%
												Voters Count:	1029
												Count of Ballots Accepted (%):	328 (31.88%)
Precinct 26													
Democrat		8		27		48		187		0		270	
		1	12.5%	6	22.22%	11	22.91%	58	31.01%	0	0%	76	28.14%

Voter Demographics Report


Elections : 05/21/2019 - 2019 Special District Election

Party	Ages:	18-24	%	25-39	%	40-54	%	55+	%	No DOB	%	Total	%
Republican		75		215		286		773		0		1349	
		11	14.66%	66	30.69%	97	33.91%	307	39.71%	0	0%	481	35.65%
Nonaffiliated		73		150		138		170		0		531	
		6	8.21%	11	7.33%	18	13.04%	25	14.7%	0	0%	60	11.29%
Other		0		4		2		0		0		6	
		0	0%	0	0%	0	0%	0	0%	0	0%	0	0%
Independent Party		9		16		10		43		0		78	
		0	0%	4	25%	0	0%	6	13.95%	0	0%	10	12.82%
Americans Elect		0		0		0		0		0		0	
		0	0%	0	0%	0	0%	0	0%	0	0%	0	0%
Constitution		1		2		3		1		0		7	
		0	0%	0	0%	0	0%	0	0%	0	0%	0	0%
Libertarian		0		3		0		2		0		5	
		0	0%	0	0%	0	0%	1	50%	0	0%	1	20%
Pacific Green		0		0		0		0		0		0	
		0	0%	0	0%	0	0%	0	0%	0	0%	0	0%
Progressive		1		0		0		2		0		3	
		1	100%	0	0%	0	0%	1	50%	0	0%	2	66.66%
Working Families Party of Oregon		0		1		1		1		0		3	
		0	0%	0	0%	0	0%	0	0%	0	0%	0	0%
Precinct 26	Eligible	167		418		488		1179		0		2252	
	Accepted	19	11.38%	87	20.81%	126	25.82%	398	33.76%	0	0%	630	27.98%
		Voters Count: 2252											
		Count of Ballots Accepted (%): 630 (27.98%)											
Grand Totals:	Eligible	367		1095		1045		2606		0		5113	
	Accepted	36	9.81%	190	17.35%	243	23.25%	931	35.73%	0	0%	1400	27.38%
		Voters Count: 5113											
		Count of Ballots Accepted (%): 1400 (27.38%)											

BALLOT COUNT REPORT


SEL 904

rev 01/14
ORS 254.074(3)

 This information must be submitted for **each** election.

Harney


COUNTY

 **DUE** | At the time of certification please submit a record of the following items to the Elections Division.

05/21/2019

ELECTION DATE

1	Number of ballot envelopes received	<u>1403</u>
2	Number of ballot envelopes accepted	<u>1400</u>
3	Number of ballot envelopes not accepted	<u>3</u>
4	Number of ballot envelopes rejected	<u>0</u>
5	Number of tallied ballots	<u>1400</u>

Signed 
County Elections Official



05/31/2019
Date

ELECTION DAY REPORT

Number of Districts Holding Elections :	16
Number of Precincts involved in Election :	3
Number of election personnel used for the Election :	0
Total Eligible Voters :	5113
Total Ballots Cast :	1403
Voter turnout :	27.44%

Cost of Election

1. Printing	\$2,965.17
2. Personnel	\$279.00
3. Supplies	\$0.00
4. Ballot Deposit Locations	\$0.00
5. Mileage	\$161.70
6. Computer Services	\$692.48
7. Postage	\$1,666.78
8. Miscellaneous	\$0.00
9. Amortization	\$5,203.96
TOTAL COST	\$10,969.09

Voter's Pamphlet Expense : \$0.00

TOTAL COST : \$10,969.09

Election Cost per Registered Voter : \$2.15

Election Cost per Ballot Cast : \$7.82

Election Billing Worksheet

Elections : 05/21/2019 - 2019 Special District Election District : All

Allocated Cost **Aggregate Registration** **Apportion Cost Per Ballot**
\$10,969.09 / 54,243 = \$0.202221

District	# of Offices	# of Measures	Eligible Voters	Aggregate Registration	Apportioned Cost	Dedicated Expenditures	Total Chargeable Costs
Harney ESD At Large	1	0	5,113	5,113	\$1,033.96	\$0.00	\$1,033.96
Harney ESD Zone 4	1	0	154	154	\$31.14	\$0.00	\$31.14
Harney ESD Zone 5	1	0	134	134	\$27.10	\$0.00	\$27.10
Harney ESD Zones 1 and 2	1	0	4,129	4,129	\$834.97	\$0.00	\$834.97
Crane Elementary School District No 4	2	0	553	1,106	\$223.66	\$0.00	\$223.66
Crane Union High School District No UH-1J	3	0	984	2,952	\$596.96	\$0.00	\$596.96
Diamond Elementary School District No 7	3	0	57	171	\$34.58	\$0.00	\$34.58
Double O Elementary School District No 28	2	0	20	40	\$8.09	\$0.00	\$8.09
Drewsey School District No 13	3	0	104	312	\$63.09	\$0.00	\$63.09
Frenchglen School District No 16	2	0	47	94	\$19.01	\$0.00	\$19.01
Harney County School District No 3	2	0	4,129	8,258	\$1,669.94	\$0.00	\$1,669.94
Pine Creek Elementary School District No 5	3	0	39	117	\$23.66	\$0.00	\$23.66
South Harney School District No 33	3	0	97	291	\$58.85	\$0.00	\$58.85
Suntex School District No 10	3	0	67	201	\$40.65	\$0.00	\$40.65
High Desert Park & Recreation District	3	0	3,573	10,719	\$2,167.61	\$0.00	\$2,167.61
Harney County Health District	4	0	5,113	20,452	\$4,135.82	\$0.00	\$4,135.82
Grand Totals	37	0	24,313	54,243	\$10,969.09	\$0.00	\$10,969.09

Allocation Cost Worksheet

Elections : 05/21/2019 - 2019 Special District Election Budget Group : All

Budget Groups	Description	Item Detail	Comments	Election Cost
		Item Code		
1	Printing	1	Ballots	\$1,643.07
		2	Punchcards	\$0.00
		3	Master List	\$0.00
		4	Inserts	\$0.00
		5	Letters	\$0.00
		6	Acceptance of Office	\$0.00
		7	Poster/Signs	\$0.00
		8	Certificate of Nomination	\$0.00
		9	Certificate of Election	\$0.00
		10	Challenge Forms	\$0.00
		11	Replacement Ballot Form	\$0.00
		12	Voters' Pamphlet	\$0.00
		13	VBM - Mailer Envelope	\$476.10
		14	VBM - Return Envelope	\$423.00
		15	VBM - Secrecy Envelope	\$423.00
		16	Materials for Election Personnel Training	\$0.00
		17	Other	\$0.00
			Total	\$2,965.17

Allocation Cost Worksheet

Elections : 05/21/2019 - 2019 Special District Election Budget Group : All

Budget Groups	Description	Item Detail	Comments	Election Cost
Item Code				
2	Personnel	18 Boards		\$0.00
		19 Security		\$0.00
		20 Permanent Staff Overtime		\$100.00
		21 Temporary Staff		\$0.00
		22 Supply Delivery		\$0.00
		23 Data Processing Staff		\$0.00
		24 Dropsite Delivery		\$0.00
		25 Ballot Pickup		\$0.00
		26 Envelope Labeling		\$0.00
		27 Envelope Insertion		\$0.00
		28 Sorting/Verifying		\$0.00
		29 Ballot Processing		\$179.00
		30 Typesetting		\$0.00
		31 Other		\$0.00
Total				\$279.00

Allocation Cost Worksheet

Elections : 05/21/2019 - 2019 Special District Election Budget Group : All

Budget Groups	Description	Item Detail	Comments	Election Cost
Item Code				
3	Supplies	32	Binders	\$0.00
		33	Hinges	\$0.00
		34	Seals	\$0.00
		35	Envelopes	\$0.00
		36	Military Outgoing (SER 171)	\$0.00
		37	Military Return (SER 172)	\$0.00
		38	Logs (Transportation, Inspection, etc.)	\$0.00
		39	Gummed Labels	\$0.00
		40	File Folders	\$0.00
		41	Postcard Forms	\$0.00
		42	Paper	\$0.00
		43	CO2 for Crimper	\$0.00
		44	Electronic Storage Media (Tape, Disk, etc.)	\$0.00
		45	Other	\$0.00
			Total	\$0.00

Allocation Cost Worksheet

Elections : 05/21/2019 - 2019 Special District Election Budget Group : All

Budget Groups	Description	Item Detail	Comments	Election Cost
Item Code				
4	Ballot Deposit Locations	Rental		\$0.00
	47	Signs		\$0.00
	48	Delivery Costs		\$0.00
	49	Equipment Costs		\$0.00
	50	Mileage		\$0.00
	51	Number of Locations		\$0.00
	52	Other		\$0.00
Total				\$0.00

Allocation Cost Worksheet

Elections : 05/21/2019 - 2019 Special District Election Budget Group : All

Budget Groups	Description	Item Detail	Comments	Election Cost
Item Code				
5	Mileage	53 Post Office Pick-up		\$0.00
		54 Supply Delivery		\$0.00
		55 Boards		\$0.00
		56 Publication Delivery		\$0.00
		57 Training		\$0.00
		58 Troubleshooting		\$0.00
		59 Dropsites		\$161.70
		60 Other		\$0.00
Total				\$161.70

Allocation Cost Worksheet

Elections : 05/21/2019 - 2019 Special District Election Budget Group : All

Budget Groups	Description	Item Detail	Comments	Election Cost
		Item Code		
6	Computer Service	61 Election Programming		\$692.48
		62 Election Testing (L-A)		\$0.00
		63 Labels		\$0.00
		64 Lists		\$0.00
		65 Reports		\$0.00
		66 Master List		\$0.00
		67 Ballot Counting		\$0.00
		68 Program Decks		\$0.00
		69 Header/End Cards		\$0.00
		70 Carrier Route Update		\$0.00
		71 Data Center Services		\$0.00
		72 Other		\$0.00
			Total	<u>\$692.48</u>

Allocation Cost Worksheet

Elections : 05/21/2019 - 2019 Special District Election Budget Group : All

Budget Groups	Description	Item Detail	Comments	Election Cost
Item Code				
7	Postage	73	Ballots	\$769.18
		74	Abstracts	\$50.00
		75	Certification of Election	\$50.00
		76	Billings	\$0.00
		77	Notices	\$0.00
		78	Publications	\$795.50
		79	Board Letters	\$2.10
		80	Certified Mail	\$0.00
		81	Test Certification	\$0.00
		82	Voters' Pamphlet	\$0.00
		83	Signature Updates	\$0.00
		84	Express Delivery Service	\$0.00
		85	Other	\$0.00
Total				<u>\$1,666.78</u>

Allocation Cost Worksheet

Elections : 05/21/2019 - 2019 Special District Election Budget Group : All

Budget Groups	Description	Item Code	Item Detail	Comments	Election Cost
8	Miscellaneous	86	Rentals		\$0.00
		87	Facsimile Publication		\$0.00
		88	Telephone Charges		\$0.00
		89	FAX Charges		\$0.00
		90	Photocopies		\$0.00
		91	Other		\$0.00
Total					<u>\$0.00</u>

Allocation Cost Worksheet

Elections : 05/21/2019 - 2019 Special District Election Budget Group : All

Budget Groups	Description	Item Detail	Comments	Election Cost
Item Code				
9	Amortization	92	Amortization Costs for this Election (SEL 950, Line 7 or SEL 950A, Line 9)	\$5,203.96
		93	Other	\$0.00
Total				\$5,203.96