



# Wolves and Livestock in Oregon

General Information, April 2017

Wolves are increasing in abundance and distribution in Oregon. At the end of 2016 there were 11 packs and a minimum count of 112 wolves. The goal of Oregon's Wolf Conservation and Management Plan (Wolf Plan) is to ensure the conservation of gray wolves as required by Oregon law while protecting the social and economic interests of all Oregonians.

**Wolves west of Hwy's 395-78-95 are protected by the federal Endangered Species Act**, therefore the U.S. Fish and Wildlife Service (USFWS) is the lead management agency and determines the appropriate response to livestock depredation by wolves. ODFW makes management decisions east of Hwy's 395-78-95.

Gray wolves throughout Oregon are no longer listed as endangered by the state Endangered Species Act, however wolves are still protected by the Wolf Plan and Oregon statute. Management status of wolves varies across Oregon based on location. Wolves in the West Wolf Management Zone (west of Hwy's 97-20-395) are managed under Phase I of the Wolf Plan. Wolves in the East Management Zone (east of Hwy's 97-20-395) are managed under Phase III. **Additional information is available on the Oregon Department of Fish and Wildlife (ODFW) website at <http://www.dfw.state.or.us/wolves/>.**

**Observing wolf activity in your area:** ODFW provides regular posting of known resident wolf activity and other wolf information on its wolf website. However, wolves may occur in other areas of Oregon and it is increasingly important for producers to recognize wolf sign and report it if present (see reverse). In some instances livestock behavior changes (e.g., bunching animals, animals breaking through fences, livestock reacting around working dogs) may also indicate the possibility of wolves in the area.

**Harassment of wolves:** Livestock producers in Oregon are encouraged to haze or scare (by making loud noises for example) a wolf away from livestock as long as the actions do not harm or injure the wolf. Additional options are available for producers east of Hwy's 395-78-95 (see website for information).

**If wolf depredation of livestock is suspected:**

- Do not move or disturb evidence.
- Keep dogs away (very important) and minimize human traffic to help keep the scene preserved.
- Preserve wolf tracks, hair or scat by covering with plywood, weighted-down empty coffee cans or other material that won't ruin the evidence.
- Cover the carcass or any remains with a secured tarp to preserve them.
- Call any ODFW office or USDA Wildlife Services or a county official immediately so an investigation can be conducted. West of Hwy's 395-78-95 USFWS can also be contacted.
- Please note that to receive compensation under the ODA Compensation Program or for ODFW to implement lethal control options in Phase II, ODFW must confirm wolf depredation.

**Compensation Program:** The Oregon Department of Agriculture implements Oregon's Wolf Depredation Compensation and Financial Assistance Grant Program. Participating counties form local committees which then apply for grants to compensate producers for wolf-caused losses and provide funds/supplies for the implementation of non-lethal measures. Producers are encouraged to contact their county compensation committee to determine funding and supply availability for their area. Information is available by contacting your local compensation committee or <http://www.oregon.gov/ODA/programs/MSD/pages/wolf.aspx>.

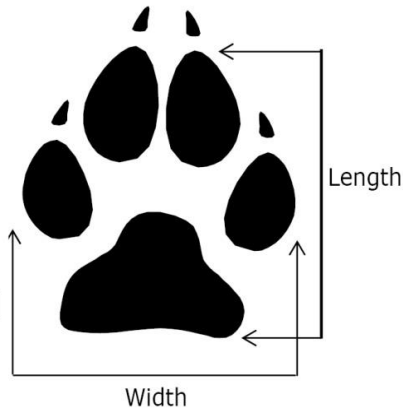
**Producer Assistance:** ODFW and USFWS can provide information, technical assistance and non-lethal tools to help minimize wolf-livestock conflicts in many situations. Supplies such as fladry and radio-activated guard devices may be available, as well as funding for carcass removal projects, range riders, and other potential practices. Assistance is contingent upon funds and supply availability.

# Wolf Tracks

## Track

### Identification:

- claws evident
- general oval shape
- track is longer than wide
- 4 toes, symmetrical
- single lobe on the front of the main foot pad




### Wolf Front (without claws)

- length: 3.8-4.6"
- width: 3.3-4.3"

### Wolf Hind (without claws)

- length: 3.4-4.2"
- width: 2.8-3.8"




### Measuring Tracks:

- measure the actual outline (inches)
- report length by width
- do not include claws
- measure several tracks

### NOTE:

Take into account the substrate. Soft mud or melted snow may make the foot size appear larger than it really is. Attempt to record the actual outline by measuring the bottom of the track.



**NOTE:** Measurement with claws adds about 0.5" to length

Wolf and coyote tracks are often found together.

# Other tracks that may be confused for wolves

## Cougar Tracks

- generally no claws evident
- overall shape is round
- toes asymmetrical
- 2 lobes on front of main foot pad
- 3 lobes on back of main foot pad

### Cougar Front

- length: 3-4"
- width: 3-4"
- round



## Domestic Dog (not pictured):


- similar to coyote and wolf
- vary greatly in size, but even large breeds often have smaller tracks than wolves
- travel path meanders around; route is not direct, energy efficient, or purposeful
- human tracks usually nearby

## Coyote Track

- similar in proportion to wolf, but much smaller
- claws evident

### Coyote Front (measurement without claws)

- length: 2-2.8"
- width: 2-2.4"
- oval



Report wolf activity online at <http://www.dfw.state.or.us/wolves/>